



AUTHOR INDEX

A

Amir, Mohammad Faizal 43
Ardiansyah, Kamal 1

B

Baharuddin 67
Buhaerah 14

F

Fahmi, Syariful 55
Faiqoh, Elok 126
Fauziah, Mailulah Ely 174
Fitrianti, Yuli 88

H

Hadi, Alfian Futuhul 174
Halbi, Diana 100-112
Hasan, Rezkianti 67
Hijriani, Lailin 33
Hobri 174

I

Irham, Muhammad 151-162

J

Jusoff, Kamarussaman 14

K

Kesumawati, Nila 136
Kurniati, Dian 1

L

Laja, Yosepha Patricia Wua 33

M

Madinda, Diah Putri 174
Majid, Ahmad Farham 67
Mattoliang, Lisnasari Andi 67
Mubarika, Melinda Putri 126

N

Nasir, Muhammad 14
Nopriana, Tri 100
Nur, Fitriani 67

O

Octaria, Dina 136
Osman, Sharifah 1

T

Trapsilasiwi, Dinawati 1

W

Wulandari, Dwi 43

P

Priatna, Nanang 78
Prihatnani, Erlina 113-125
Priwantoro, Soffi Widyanesti 55-66
Pujiastuti, Emi 163

R

Raharjo, Totok Dwi 126
Rahmawati, Rafika Yuni 55
Ramury, Feli 88-99
Retta, Allen Marga 136-150
Rosita, Cita Dwi 100

S


Saputrama, Rendi 88
Sari, Rika Mulyati Mustika 78-87
Sugiharti, Endang 163
Sugiman 163
Susilawati 126
Susilo, Christina Yulia 113
Suyitno, Amin 163

W

Wusqo, Indah Urwatin 163

Y

Yaniawati, Poppy 126
Yuliani, Aska Muta 151



MANUSCRIPT TEMPLATE

A. GENERAL RULES

1. The manuscript is written in Corbel font, size 12, A₄ size paper with "Normal" margins. In the manuscript, try to fit the width of the table in half a page (setting two columns), as well as images.
2. In writing a bibliography, please use a reference manager, such as Mendeley or EndNote. Citation and bibliography are written in the APA format which has at least 6 references for each keyword in the title.
3. Journal Kreano does not allow articles written by 1 author. This rule has been applicable since 2018 (Vol. 9).
4. There's no numbering in the manuscript.

B. SPECIFIC RULES

1. Title

Title is written with clear and concise sentences, consisting of no more than 15 words. Titles are written with the type Capitalize Each Word except for conjunctions in-, for-, and, the similar phrases.

Example:

Implementation of the TPS Model with Assisted Probing Prompting Learning CD in Three Dimensions

2. Name, Affiliation, and Corresponding Author

Name of authors are written in two words (maximum), without academic title. Affiliation could be more than one for an author. Corresponding author only one for each manuscript. Corresponding author is an author who submits the manuscript through OJS.

a. 2 authors, example:

Nuriana R. Dewi¹ and A. Prabowo^{2,a}

^{1,2}Universitas Negeri Semarang

^aDoctoral Student at Universitas Pendidikan Indonesia

Corresponding Author: ardhi@upi.edu²

b. 3 authors or more, example:

Nuriana R. Dewi¹; Mulyono², dan Ardhi Prabowo^{3,a}

^{1,3}Universitas Negeri Semarang

²Universitas Negeri Surabaya

^aDoctoral Student at Universitas Pendidikan Indonesia

Corresponding Author: ardhi@upi.edu³

3. Abstrak and Abstract

The abstract is filled with research objectives, research methods, results, and conclusions. The length of an abstract is no more than 150 words for each Indonesian and English. Abstract is written in a 10pt Corbel font. Abstract in Bahasa is not necessary for Author from outside of Indonesia. Example:

Abstract

The purpose of this study was to determine whether the study was well implemented if 1) student reach mastery learning, 2) experimental class learning achievement was better than the control class learning achievement 3) active learning had a positive effect on students' learning achievement. This research is experiment research. ...

Tujuan penelitian ini untuk mengetahui apakah pembelajaran tersebut terimplementasi dengan baik yang ditandai dengan 1) tuntas pada prestasi belajar, 2) prestasi belajar kelas eksperimen lebih baik dari pada prestasi belajar kelas kontrol 3) keaktifan belajar siswa berpengaruh positif terhadap prestasi belajar siswa. ...

Keywords : *Implementation; Probing Prompting; Students Achievement; TPS*

4. Sub-title

Section titles are written in capital letters in bold font, for example: **INTRODUCTION, METHOD, RESULT AND DISCUSSION, and CLOSSING**

5. Content

The content is written according to the template. There is no space between paragraphs, but each new paragraph is written 1 cm indented. Writing references or literature, it is enough to write the year without writing the page. Between sections and other sections are given a space of one break. Sub-chapter titles are written in bold italic type. In accordance with instructions no. 4 that the contents of the article consist of:

a. INTRODUCTION

Introduction contains 3 things, namely: Ideal conditions of the independent variables studied (reinforced by the results of previous studies); the problem, namely the GAP between ideal conditions and existing facts; solutions or the importance of ideas that form the core of research. In the introduction, the author should list at least 5 cited references.

b. METHOD

The research method is written concisely and clearly. The maximum method share is 15% of the length of the entire text. For qualitative research methods, the writer must

be able to describe the purpose of the narrative description. Qualitative research will usually classify, explain in depth, compare their research findings. The stages of the research should be described in this section.

c. **RESULT AND DISCUSSION**

Results and Discussion; in the results section, the author is asked to describe the stages of research that exist in the method. If the research is development, then each stage of development is written down in the process and the results. It should also be linked to previous research. DISCUSSION must be able to relate to previous research, so that it will appear, whether this study reinforces previous research or find new things that are different. The result and discussion section is at least 35% of the length of the entire manuscript.

d. **CLOSSING (CONCLUSSION)**

Conclusions are written in 1 paragraph. Acknowledgments are written after the conclusion, before the bibliography.

6. Figure and Table

Figures or tables are placed on the body of the article, in line with the written script, if possible. If the figure or table is too large, it must be collected at the top or bottom of the page. For picture or table captions, it is written in Times New Roman font size 10. Captions on images are placed under the picture, center, and italic, while the table titles are placed at the top of the table, not italic.

Example:

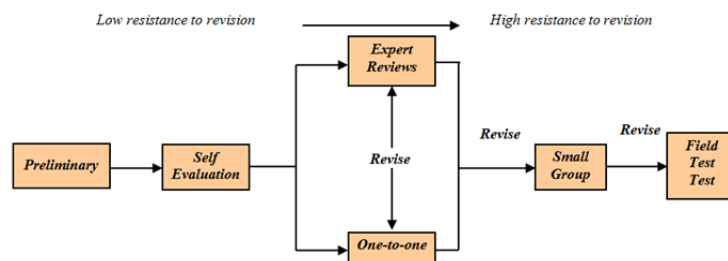


Figure 1. Flowchart of formative evaluation design (Tessmer, 1993; Zulkardi, 2002)

Lorem ipsum (Figure 1) dolor sit amet, consectetur adipiscing elit, sed do eiusmod tempor incididunt ut labore et dolore magna aliqua Table 1.

Kelompok	Perlakuan	Post-test
Eksperimen	X	T ₁
Kontrol	Y	T ₁

Note: X : The Y Factor

Ut enim ad minim veniam, quis nostrud exercitation ullamco laboris nisi ut aliquip ex ea commodo consequat. Duis aute

irure dolor in reprehenderit in voluptate velit esse cillum dolore eu fugiat nulla pariatur Figure 2.

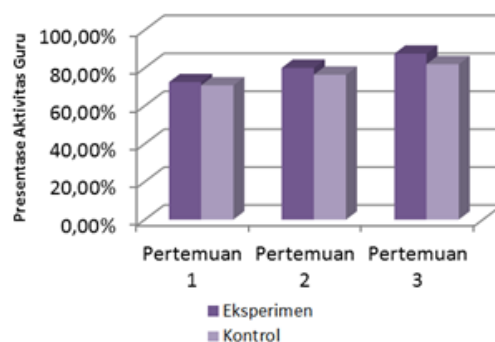


Figure 2. Teacher Activity Percentage Chart

7. Bibliography

Bibliography is written in APA format, at least 15 references from journals. Each of the keywords in the title, there are 6 references at least.

Example:

In this title: Implementation of the TPS Model with Assisted Probing Prompting

Learning CD in Three Dimensions, there are three keywords. So there must be at least 18 references. 6 references consist of TPS Model, Problem Prompting Learning CD and Three Dimensions. The title of references connected, must be written directly to keyword(s).



SUBSCRIPTION PAGE

Please send the Jurnal Kreano

No.	Volume	Number	Year	Exemplar
1.				
2.				
3.				
4.				

To subscriber, namely:

Name : _____

Institution : _____

Address : _____

Thank you.

Subscriber,
